





DELHI PUBLIC SCHOOL PATNA

RESULT HIGHLIGHTS AISSCE : MARCH 2020 [CLASS XII]






SCHOOL TOPPERS – SCIENCE STREAM

| | | | |
|---|---|--|---|
|  |  |  |  |
| <i>AARYA BOTHRA (97.2 %)</i> | <i>ADNAN JAMAL (96.4 %)</i> | <i>ISHITV VATS (96.4 %)</i> | <i>SANIKA BALI (96.2 %)</i> |

SCHOOL TOPPERS – COMMERCE STREAM

| | | | |
|--|--|---|--|
|  |  |  |  |
| <i>VANDITA JHUNJHUNWALA (96.6 %)</i> | <i>NISTHA SHARMA (94.8 %)</i> | <i>HARSH RAJ (94.4 %)</i> | <i>ARYAN SINGH (94.4 %)</i> |

SCHOOL TOPPERS – HUMANITIES STREAM

| | | | | |
|---|---|---|--|---|
|  |  |  |  |  |
| <i>KRITI KAVITA (96.8 %)</i> | <i>SNIQDHYA VATSA (96.2 %)</i> | <i>ADITYA NANDAN PRASAD (96.2 %)</i> | <i>ADITIE SINHA (96.2 %)</i> | <i>ANOUSHKA (95.4 %)</i> |

OVERALL PERFORMANCE OF THE SCHOOL

| Particulars | Total No. | (%) |
|---|-----------|------|
| Students Appeared | 195 | |
| Passed | 194 | 99.5 |
| Failed | 0 | 0 |
| Compartments | 1 | 0.5 |
| Aggregate 90% & above | 94 | 48.2 |
| Aggregate 80% to 89.9% | 73 | 37.4 |
| Aggregate 70% to 79.9% | 25 | 12.8 |
| Aggregate 60% to 69.9% | 3 | 1.5 |
| Aggregate below 60% | 0 | 0 |
| Students scoring 80% & above in Aggregate | 167 | 85.6 |
| Students scoring Above 75% above in Aggregate (Distinctions) | 182 | 93.3 |

STREAM WISE PERFORMANCE OF THE SCHOOL

SCIENCE

| S.NO. | PARTICULARS | FIGURES |
|-------|--|------------|
| 1 | No. of students appeared | 134 |
| 2 | No. of students passed | 134 |
| 3 | No. of students passed in 1st division | 134 |
| *4 | Students scoring 90% and above | 69 |
| *5 | Students scoring 80% -89.9% | 40 |
| * 6 | Students scoring 80% and above | 113 |
| 7 | Students scoring 70%-79.9% | 19 |
| 8 | Students scoring 60%-69.9% | 2 |
| 9 | Students scoring 50% - 59.9% | 0 |
| 10 | Total Distinctions (in Aggregate) | 126 |

COMMERCE

| S.NO. | PARTICULARS | FIGURES |
|--------------|--|----------------|
| 1 | No. of students appeared | 34 |
| 2 | No. of students passed | 34 |
| 3 | No. of students passed in 1st division | 34 |
| *4 | Students scoring 90% and above | 13 |
| *5 | Students scoring 80% -89.9% | 17 |
| * 6 | Students scoring 80% and above | 30 |
| 7 | Students scoring 70%-79.9% | 4 |
| 8 | Students scoring 60%-69.9% | 0 |
| 9 | Students scoring 50% - 59.9% | 0 |
| 10 | Total Distinctions (in Aggregate) | 32 |

HUMANITIES

| S.NO. | PARTICULARS | FIGURES |
|--------------|--|----------------|
| 1 | No. of students appeared | 27 |
| 2 | No. of students passed | 26 |
| 3 | No. of students passed in 1st division | 27 |
| *4 | Students scoring 90% and above | 12 |
| *5 | Students scoring 80% -89.9% | 12 |
| * 6 | Students scoring 80% and above | 24 |
| 7 | Students scoring 70%-79.9% | 2 |
| 8 | Students scoring 60%-69.9% | 1 |
| 9 | Students scoring 50% - 59.9% | 0 |
| 10 | Total Distinctions (in Aggregate) | 24 |

SUBJECT WISE MEAN ANALYSIS

| SUBJECT | MEAN |
|-----------------------|-------------|
| ENGLISH | 88.9 |
| PHYSICS | 88.1 |
| CHEMISTRY | 85.7 |
| MATHEMATICS | 86.7 |
| BIOLOGY | 90.9 |
| ECONOMICS | 87.9 |
| INFORMATICS PRACTICES | 91.0 |
| BUSINESS STUDIES | 89.7 |
| ACCOUNTANCY | 82.5 |
| ENTREPRENEURSHIP | 92.8 |
| COMPUTER SCIENCE | 91.2 |
| HISTORY | 89.3 |
| POLITICAL SCIENCE | 87.1 |
| SOCIOLOGY | 90.2 |
| LEGAL STUDIES | 83.6 |
| PSYCHOLOGY | 87.4 |
| SCHOOL AVERAGE | 88.1 |

SUBJECT WISE DISTINCTIONS

| SUBJECT | Appeared | Total Nos. of Distinctions | (%) |
|-----------------------|----------|----------------------------|------|
| ENGLISH | 195 | 193 | 99 |
| PHYSICS | 134 | 119 | 88.8 |
| CHEMISTRY | 134 | 109 | 81.3 |
| MATHEMATICS | 112 | 93 | 83.0 |
| BIOLOGY | 44 | 43 | 97.7 |
| ECONOMICS | 54 | 50 | 92.6 |
| INFORMATICS PRACTICES | 64 | 63 | 98.4 |
| BUSINESS STUDIES | 34 | 34 | 100 |
| ACCOUNTANCY | 34 | 25 | 73.5 |
| ENTREPRENEURSHIP | 6 | 6 | 100 |
| COMPUTER SCIENCE | 35 | 35 | 100 |
| HISTORY | 27 | 24 | 88.9 |
| POLITICAL SCIENCE | 27 | 25 | 92.6 |
| SOCIOLOGY | 27 | 26 | 96.3 |
| LEGAL STUDIES | 17 | 15 | 88.2 |
| PSYCHOLOGY | 31 | 29 | 93.5 |

SUBJECTWISE GRADE PERFORMANCE (STUDENTS WITH GRADES A1 OR A2)

| SUBJECT | Appeared | Total Nos. of A1 And A2 | (%) |
|-----------------------|----------|-------------------------|------|
| ENGLISH | 195 | 101 | 51.8 |
| PHYSICS | 134 | 96 | 71.6 |
| CHEMISTRY | 134 | 75 | 56.0 |
| MATHEMATICS | 112 | 72 | 64.3 |
| BIOLOGY | 44 | 27 | 61.4 |
| ECONOMICS | 54 | 38 | 70.4 |
| INFORMATICS PRACTICES | 64 | 44 | 68.8 |
| BUSINESS STUDIES | 34 | 26 | 76.5 |
| ACCOUNTANCY | 34 | 21 | 61.8 |
| ENTREPRENEURSHIP | 6 | 5 | 83.3 |
| COMPUTER SCIENCE | 35 | 21 | 60.0 |
| HISTORY | 27 | 22 | 81.5 |
| POLITICAL SCIENCE | 27 | 21 | 77.8 |
| SOCIOLOGY | 27 | 24 | 88.9 |
| LEGAL STUDIES | 17 | 2 | 11.8 |
| PSYCHOLOGY | 31 | 9 | 29.0 |

TOPPERS**SCHOOL TOPPERS**

| Rank | Name of the student | % |
|------|----------------------|------|
| 1 | AARYA BOTHRA | 97.2 |
| 2 | KRITI KAVITA | 96.8 |
| 3 | VANDITA JHUNJHUNWALA | 96.6 |

SCIENCE TOPPERS

| Rank | Name of the student | % |
|------|---------------------------|------|
| 1 | AARYA BOTHRA | 97.2 |
| 2 | ADNAN JAMAL & ISHITV VATS | 96.4 |
| 3 | SANIYA BALI | 96.2 |

COMMERCE TOPPERS

| Rank | Name of the student | % |
|------|-------------------------|------|
| 1 | VANDITA JHUNJHUNWALA | 96.6 |
| 2 | NISTHA SHARMA | 94.8 |
| 3 | HARSH RAJ & ARYAN SINGH | 94.4 |

HUMANITIES TOPPER

| Rank | Name of the student | % |
|------|--|------|
| 1 | KRITI KAVITA | 96.8 |
| 2 | SNIGDHA VATSA, ADITYA NANDAN PRASAD & ADITIE SINHA | 96.2 |
| 3 | ANOUSHKA | 95.4 |

SUBJECT TOPPERS

| Subject | Name of the student | % |
|-----------------------|---|----|
| ENGLISH | ADNAN JAMAL | 98 |
| PHYSICS | AARYA BOTHRA | 99 |
| CHEMISTRY | ANINDYA RAGHAV | 97 |
| MATHEMATICS | AARYA BOTHRA | 99 |
| BIOLOGY | SANYA SINHA & ISHITV VATS | 99 |
| ECONOMICS | CHIRAG PODDAR | 99 |
| INFORMATION PRACTICES | SANIYA BALI & SANYA SINHA | 97 |
| BUSINESS STUDIES | VANDITA JHUNJHUNWALA | 98 |
| ACCOUNTANCY | VANDITA JHUNJHUNWALA | 99 |
| ENTREPRENEURSHIP | VANDITA JHUNJHUNWALA | 97 |
| COMPUTER SCIENCE | AARYA BOTHRA | 98 |
| HISTORY | SNIGDHA VATSA, AMEYATMAN SINGH & ARUSHI | 99 |
| POLITICAL SCIENCE | KRITI KAVITA | 97 |
| SOCIOLOGY | SNIGDHA VATSA, ADITYA NANDAN PRASAD, KRITI KAVITA, ADITIE SINHA & ARUSHI SHARMA | 97 |
| LEGAL STUDIES | ADITIE SINHA | 98 |
| PSYCHOLOGY | ISHITV VATS | 99 |